



**inova**  
scaffolding

# **INOVA SCAFFOLDING CATALOG 2022**





# TABLE OF CONTENTS

03	ABOUT US
04	TELESCOPIC PROPS
05	TIEROD AND ACCESSORIES
06	ITALIAN TYPE SCAFFOLDING
07	SAFETY FACADE SCAFFOLDING
08	SHORING SCAFFOLD 'TABLE TYPE'
09	CUPLOCK SCAFFOLDING
10	RINGLOCK SCAFFOLDING SYSTEM
11	MOBILE SCAFFOLDING
12	INOPA PANEL FORMWORK
14	SPACER TYPES
15	SCAFFOLDING ACCESSORIES

# ABOUT US

Since the day we were founded, our aim has been to spread the understanding of quality at every stage of production with our growing construction sector and our developing technology and to become an international production center, to produce practical, fast and quality solutions by exceeding the standards in Turkey and in the international sector, to expand our business area and to reach the maximum level of our potential. to establish a production chain. We are a company that exports to many countries in Europe, Asia, Africa, the Middle East and many parts of the world, by achieving an export success of 75% with our 3rd generation experience.

## STANDARTS AND CERTIFICATES

The raw materials and products used in our production are produced according to CE certified, ISO 9001, ISO 14001 and OHSAS 1801 Quality Management Systems. Production is carried out in accordance with TS-EN 12810, TS-EN ISO 12811, TS-EN ISO 3834-2, TS-EN 1065 norms



TELEPHONE 0 (312) 814 35 45

WHATSAPP +90 532 385 92 30

E-MAIL [info@inovaiskele.com](mailto:info@inovaiskele.com)

WEBSITE [www.inovaiskele.com](http://www.inovaiskele.com)


LOCATION Yıldırım Beyazıt Mah. Durhasan Cad. No:48 Kahramankazan/Ankara



# TELESCOPIC PROPS

Telescopic Props are used as support under formwork for bearing floor and sub-beam loads. It is very easy to set up, disassemble and transport. Working capacity, life and sensitivity are quite high. It is produced according to different head types for various applications. (Four Way, Long U, Standard U, Straight). It has an adjustment mechanism. It can be adjusted to the desired height.

It is produced in adjustable sizes of 3.0 m 3.5 m 4.0 m 4.5 m 5.0 m 6.0 m height. Telescopic props consist of two main parts, inner and outer pipes. The outer pipes are produced from steel pipes with a diameter of Ø 60 mm, and the inner pipes from steel pipes with a diameter of Ø 48 mm with TSE certificate. Production is available in different headings according to the floor or under the beam. All accessories of telescopic props are produced by our company. (Mechanism, Bolt Nut, Hook, Lever, Flat Head, Four Way Head, Long U Head, Standard U Head, Flat Head, Base Plate).



# TIE-ROD AND ACCESSORIES

Tie Rod is the name given to the formwork tension shaft of shearwalls and columns. Tie Rod mainly provides the necessary connection between the boards on the two faces of the shearwall-column and beam formwork. It is used in many fields due to its practicality of use. In addition to the Tie Rod shaft, Tie Rod nut and Tie Rod Plate are also produced.

## FEATURES

- Tightening and dismantling process is very fast due to its special gear structure.
- It provides advantages in terms of cost and safety by protecting the molds.
- They are easy to maintain and have a long life.
- Thanks to its nut and plate, there is no cracking or breakage in the formworks.
- Tensile strength is quite high and it is 91 kN for Tie Rod produced with Ø 17 mm diameter.

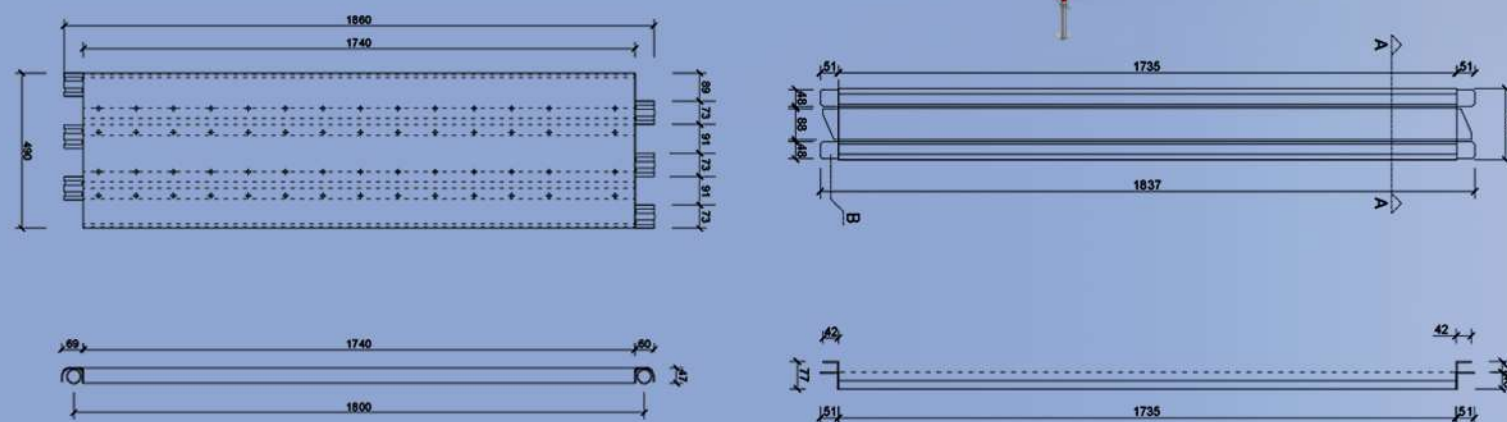




# ITALIAN TYPE SCAFFOLDING

Below are the features of bushing-type scaffolding:

- Pitch: 1800 mm
- Frame height: 2000 mm
- Frame depth: 1050 mm
- Half frame height: 1240 mm
- Length of horizontal ledgers centre distance: 1725 mm
- Length of diagonal braces centre distance: 2100 mm
- Frame weight: 18.50 kg , Half frame weight: 14.00 kg
- Horizontal ledgers weight: 2.60 kg , Diagonal braces weight: 3.10 kg
- Maximum load: 30kN/m<sup>2</sup>
- S235JR steel pipes
- Red RAL 3009 dip coating or hot-dip galvanization according to the UNI EN ISO 1461 standard
- Platforms with trapdoors and ladder
- Safety parapets for the ends, stone guards, rods, top parapets, adjustable base plates, toeboards.




# SAFETY FACADE SCAFFOLDING

Safety Facade Scaffolding , consists of vertical frame, horizontal element, diagonal element, walking platforms, covered ladder platforms, adjustment shafts and toeboard elements. Safe scaffolding provides a practical, economical and fast solution for facade sheathing, coating, painting, restoration and many other works. Installation and disassembly is quite simple. Production is carried out in accordance with European and World standards. Frames are produced from Ø 48×3 mm steel pipes in accordance with EN 12810 and EN 12811 norms.

## FEATURES

- Frames are produced to overlap each other with the help of pins.
- Horizontal and diagonal members are connected with the help of pins.
- Walking platforms are produced with holes to prevent slipping and falling.
- All elements are produced by robots automatically and in series.
- Many kinds of frames are produced in accordance with the standards.
- Scaffolding level can be adjusted according to the ground thanks to the adjustment shafts.



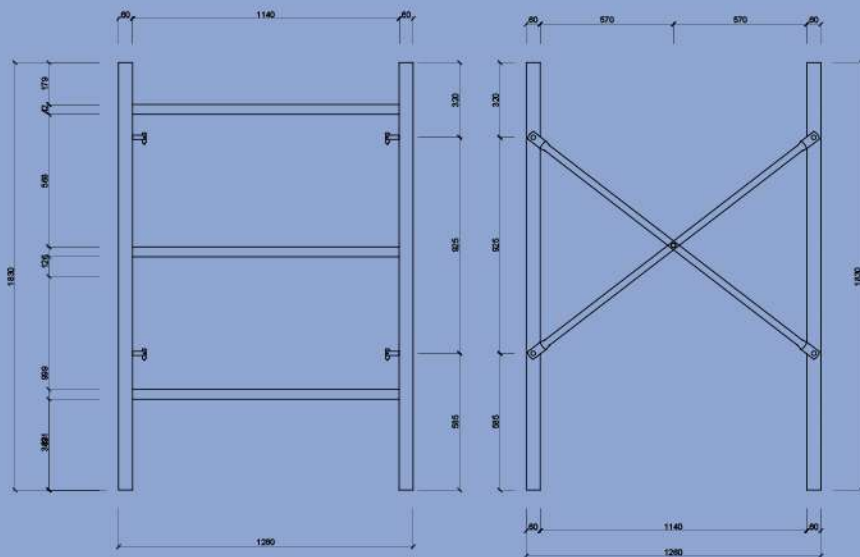


# TABLE TYPE SCAFFOLDING

Table type scaffolding system, which is used as an underfloor scaffolding system, is very easy and fast to install. It consists of frame, diagonal element, pin, lower and upper adjustment shafts. The durability is high. They are used in highways, bridges, viaducts, under heavy floor load and all other structures. They are manufactured from TSE certified pipes.

## FEATURES

When used as a Table Formwork System, it can be used without disassembly until the end of the project. It has a high carrying capacity. By creating large sized tables during molding, labor, time and material quantity are saved. It is produced automatically in arc welding robots.

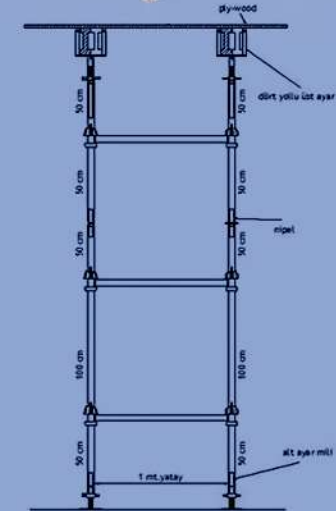



# CUPLOCK SCAFFOLDING

Cup-Lock scaffolding, which is used as a high load bearing system under the floor and beam formwork, is also a system that can be used as an exterior scaffolding. It is especially used as a formwork carrier scaffolding. The system consists of vertical elements consisting of lower bowls and cups and horizontal. Vertical elements  $\varnothing 48 \times 3$  mm, horizontal elements  $\varnothing 48 \times 2.5$  mm are manufactured from TSE certified pipes. Installation and disassembly is very easy. There is no risk of loss as it is on the pieces. It has ease of height adjustment with its lower and upper adjustment shafts. Horizontal elements with welded pieces pass into the cups found in the vertical elements. Installation is provided with hammer blows and high load carrying is ensured with confidence.

## SYSTEM FEATURES

- Bottom bowl and cup connections located at 50 cm or 100 cm intervals on vertical elements increase the carrying capacity of the scaffolding strut.
- Up to 4 horizontal connections can be made in all directions at the connection point on the uprights.
- Easily installed and disassembled with a single hammer blow. It is very advantageous in terms of time and labor since no fastener is used.
- It can be used safely at the desired height and width.
- Walking platforms are produced with holes to prevent slipping and falling.
- Elements are produced automatically and in series in gas metal arc welding robots.
- Its durability is quite high.





# RINGLOCK SCAFFOLDING

The ringlock scaffolding system, which is used as exterior scaffolding, offers the possibility of using scaffolding compatible with all kinds of facades. The system consists of flanged uprights and hooked horizontal members. Vertical elements Ø 48x3 mm, horizontal elements Ø 48x2.5 mm are manufactured from TSE certified pipes. Strut flange intervals are 50 cm or 100 cm, and these dimensions change in special projects. The hook is made of Ø 48x4 mm pipe. Installation and disassembly is very easy. Adjustment spindles are used to adjust the level difference. Easy to install with a hammer.

## SYSTEM FEATURES

- Connections made to flanged vertical elements are made with steel casting head elements. It is fixed with a steel piece called wedge.
- Horizontal elements can be connected to 1 flange in 8 different directions.
- Since the wedges are produced with rivets, they are produced integrally to the horizontal elements. It provides the opportunity to be transported without additional elements.
- Easily installed and dismantled. It is very advantageous in terms of time and labor since it does not have any additional elements.
- It can be used safely at the desired height and width.
- Walking platforms are produced with holes to prevent slipping and falling.
- Elements are produced automatically and in series in gas metal arc welding robots.

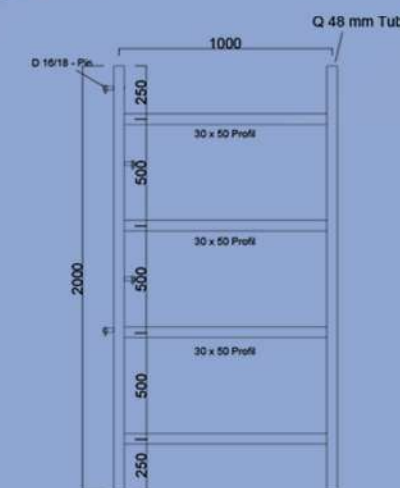
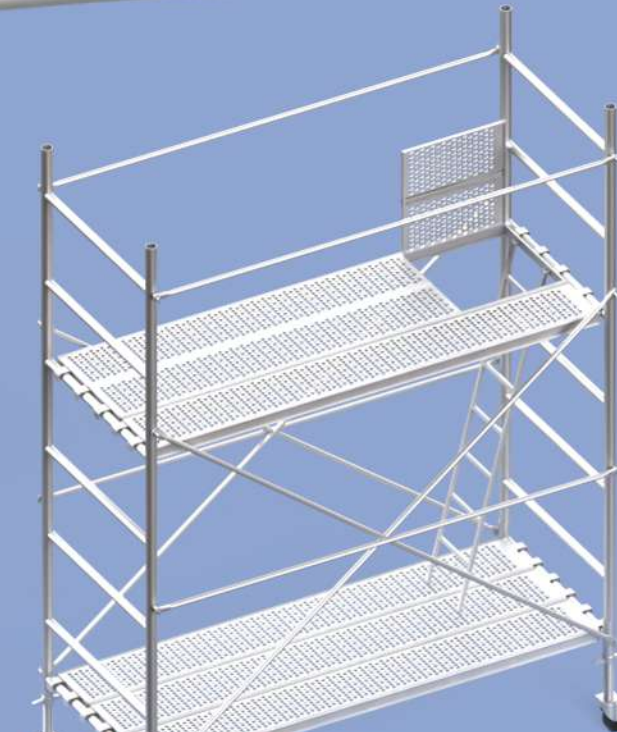


# MOBILE SCAFFOLDING

Mobile Scaffolding consists of vertical frame, horizontal element, diagonal element, walking platforms, platforms with lids and ladders. Mobile scaffolding provides a practical, economical and fast solution for interior and exterior sheathing, coating, painting, restoration and many other works. It can move easily thanks to its wheels.

## FEATURES

- The most comfortable working can be achieved with platforms of different widths.
- Frames are produced to overlap each other with the help of pins.
- Horizontal and cross members are connected with the help of pins.
- Walking platforms are produced with holes to prevent slipping and falling.
- All elements are welded by robots.
- Thanks to its high load carrying capacity and locked wheels, it can be easily transported to the desired location and fixed by locking.






High-rise buildings, business and shopping centers, metro underground stations, industrial buildings, energy facilities, hospital health facilities, retaining walls, isolation curtains, HEPP projects, dam bodies, etc. used in projects. The specially formed profile allows the panel to be used repeatedly and for a long time.

Thanks to the structure of the profile, they can be connected to each other at any point with special locks. Thanks to the special form of the profile, it fits completely into the plywood profile and thus the plywood is protected from external factors.

It is delivered to the construction site ready for use. The panels are very easy to install and disassemble. Panels of different sizes can be connected to each other as desired. It can be used with climbing systems, shaft platforms and single-faced moulds.

Curtain molds have special parts to produce inner corner, outer corner and angled curtains.





## SPACER TYPES



**SHEAR WALL TYPE SPACERS**

This type of spacers used in curtain and column iron hardware are manufactured at different heights in accordance with various iron diameters. Grip feet can easily grasp different iron diameters.




**NORM TYPE HEAVY SLAB MOLD SPACERS**

It is a footed system cover that provides cover space in horizontal iron equipment in foundations. Easily in heavy iron equipment available. It increases the carrying and non-overturning properties of iron.



**LATCH TYPE SLAB SPACERS**

It is the most useful cover type for horizontal iron system, iron equipment, curtain laying, column and precast applications.



**TRIANGLE BEVELING LATHS**

In vertical reinforced concrete elements such as columns and curtains. It is used when chamfering is required on the corners. It can also be used as a finishing profile in areas where sealing is required. It is hammered into the mold from the eared part.



**SPACING LATHS**

In reinforced concrete formworks with horizontal and vertical surfaces, formwork attachments. It is used to prevent places from appearing or to create shapes on the concrete surface for various reasons. It is made of original PVC. It is made to be impact resistant.




**CIRCLE TYPE SLAB SPACER**

This type of floor mat, which provides great convenience in large-area floors and when using mesh steel, easily grasps plain iron thanks to the two iron grip protrusions on the top. It is laid on the surface at appropriate intervals.

## SCAFFOLDING ACCESSORIES



**SCREW BASE JACK**



**FOUR WAY HEAD**



**FORMWORK LOCK**



**TELESCOPIC STRUT MECHANISM**



**MECHANISM NUT**



**ADJUSTMENT HOOK**



**WATERPROOF**



**MOVING CLAMP**



**FIXED CLAMP**